

GLOBAL ENCOUNTERS

Dear Friend,

We're excited about the upcoming Chiapas Ministry Team and hope it works out for you to join us! Enclosed with this letter you will find information to help you start planning your trip to Mexico.

Steps to Get From Here to Chiapas...

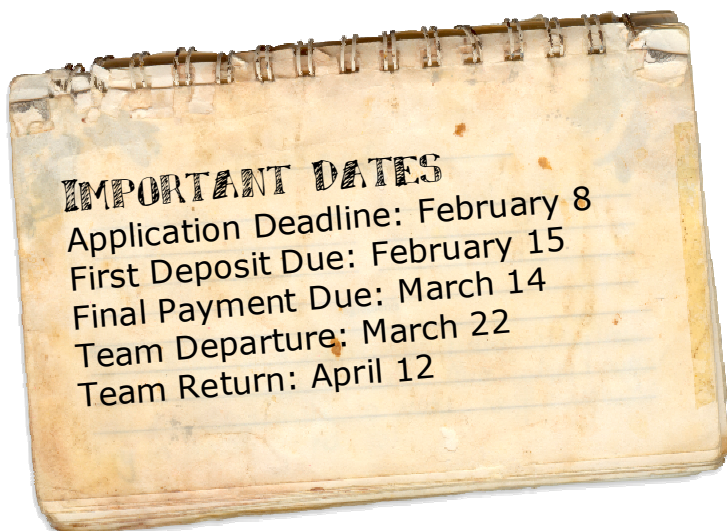
1. Obtain a passport.
2. Submit your application.
3. Receive notification of acceptance as a team member.
4. Sign and return required release forms (these will be send to you upon acceptance).
5. Complete your personal preparations.
6. Submit payment for the trip.
7. Show up at the airport ready for an incredible ministry trip!

More information about each of these steps is included in the following pages. If you have any questions after reading through all of the enclosed information or need further help preparing for your trip, please give us a call at 909-336-9539 or send an e-mail to info@globalencounter.net. We look forward to helping you fulfill your goal of serving the Lord in Chiapas!

Sincerely,

Elizabeth Fox

Director of Operations
Global Encounters, Inc.



Enclosed Documents:

- Information Letter
- Packing List
- Basic Spanish Words and Phrases

Obtaining a Passport

Passports are now required for travel to Mexico. You will not be allowed to leave the United States without one. Visas are not required for short-term stays in Mexico.

If you do not yet have a passport...

Apply for your passport right away. Because of the current high volume of passports being requested, it can take up to twelve weeks to process a passport application. Apply early! Applications may be submitted at a Federal Passport Agency or qualified post office. Information is available on the State Department's website at www.travel.state.gov/passport regarding how to obtain a passport and where to locate the nearest passport offices in your area. If you are under eighteen, please make note of the special requirements that apply to your age group.

If you plan to leave the country in less than twelve weeks, you will need to have your passport expedited. This costs an extra \$60 per passport plus fees for overnight mail, but will allow you to get your passport processed in about two weeks. The State Department website listed above also provides information about expediting.

If you have a passport...

Make sure it does not expire before October 2008. If it expires before this date, you need to renew it before the trip. Instructions for renewing your passport are available at www.travel.state.gov/passport/get/renew/renew_833. Please make sure your new passport will arrive in plenty of time for the trip.

Applying for the Team

The easiest way to apply for the trip is to do it online at www.globalencounter.net/registration. If you are unable to access the internet, please give us a call at 909-336-9539 and we will mail you a paper version of the application.

All applications should be submitted by **February 8, 2008**. We highly recommend applying early. As soon as we reach the minimum number of participants, we can begin booking flights. The earlier the flights are purchased, the better chances you have of getting a good price.

If there is still room on the team, we will accept applications submitted after February 8, but late applications are subject to a \$30 late fee. Once we have received and processed your application, we will contact you to let you know if you have been accepted as a member of the team.

Travel to Chiapas

The cost of the trip does NOT include the price of airfare. You have three options for arranging your flights:

1. **Fly with a team leader.** If it is important to you to fly with one of the team leaders, we will book your tickets with a schedule that allows you to meet up with one of the team leaders before you leave the U.S. We will add the price of the tickets to the total cost of the trip. If you are raising support for the trip, these funds can be applied to the price of the airfare.
2. **Have Global Encounters book the tickets but willing to fly alone.** If you do not mind flying alone, we may be able to find you a better price. Again, we will add the price of the tickets to the total cost of the trip. If you are raising support for the trip, donations can be applied to the cost of the ticket.
3. **Book the tickets yourself.** You are welcome to book your own tickets. This can be an especially good option if you want to use frequent flyer miles. If you decide to take this route, call us **before** you book your tickets to make sure that we can arrange airport pick up for you with the schedule you are considering. If you do not check flight times with us first, we cannot guarantee airport transportation. The downside to booking your own tickets is that we cannot apply donation money to the cost of your airline ticket.

Once we have processed your application, we will give you a call to discuss which flight option works best for you.

Personal Preparations

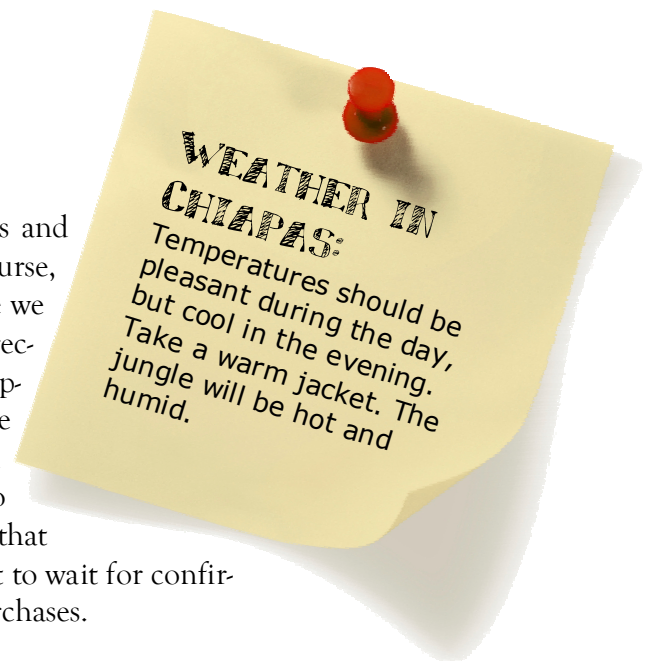
Packing

The airline will allow you to take **two 50-pound** suitcases and one carry-on, plus a personal item (a personal item is a purse, briefcase, laptop, camera bag, or jacket). However, because we will be traveling by bus or van within Mexico, we highly recommend that you pack light and keep your personal supplies to **one** suitcase. We may need for you to carry some team supplies. In this case, we will ship the supplies to you to place in your second suitcase. Be prepared to carry up to 35 pounds of team supplies. A packing list is enclosed so that you may begin gathering your needed items. You may want to wait for confirmation of acceptance as a team member before making purchases.

As you think through your supplies, keep in mind that you will be in several different climates. The area in which you will be teaching the children's programs and San Cristobal (where the Terrells live) are mountainous regions. Expect very pleasant temperatures during the day, but be prepared for cool weather at night. When you are in the jungle areas, expect very warm, humid conditions.

Dress Guidelines

Outward appearance is important when serving in international settings. Because of the language barrier, one of your strongest witnesses for Christ will be the actions (including your dress) that people can observe. Other teams have been told, "You are different from any other group we have seen from America. You are different in the way you dress and the way you act. We can tell that you are dedi-



Personal Preparations, cont.

cated to serving the Lord.” To maintain this positive witness begun by previous teams, please make sure that the clothes you pack are modest and appropriate for one who represents Christ. You will want dress clothes for teaching at the children’s program and attending church. Casual dress will be appropriate for most of the other ministry activities. Work clothes will be needed occasionally. If you have any questions about the following guidelines, please call. Check the packing list for other items you will need.

Men:

Dress Clothes

- Slacks (please avoid the cargo or work pants look)
- Dress shirt (stripes are fine, but avoid wild prints)
- Ties are optional.
- Dress shoes and dark socks

Casual Attire

- Casual pants—baggy or tight styles are not to be worn. Jeans are acceptable for some casual team outings, but not for most ministry activities. No shorts.
- Casual shirt with a collar
- Tennis shoes or other sturdy shoes. Sandals are acceptable for some settings.
- Shirts with statements on them are not to be worn.

Work Clothes

- Work pants—jeans are fine.
- Conservative t-shirts and sweatshirts. Do not wear clothing with wild statements or advertisements for offensive products or concepts. No tank tops.
- Tennis shoes or other sturdy shoes

Other General Guidelines

- Hair should be in a short, clean-cut style.
- No facial hair (moderate sideburns are fine).
- No earrings, body-piercing, or tattoos.

Ladies:

Dress Clothes

- Skirts or dresses that come below the knee when standing and sitting. Skirts that are form fitting or tight should not be worn. No slits that come above the knee.
- Blouses, shirts, or sweaters with modest necklines. Tops should not be thin, tight, or clingy. No sleeveless tops. Wear something dressier than a polo shirt.
- Dress shoes or nice sandals. No flip-flops.

Casual Attire

- Same general guidelines for skirts and tops, but in casual styles. Pants and capris will be acceptable for casual team outings, but plan on wearing skirts for most ministry activities.
- Pants must be loose-fitting. No low-rise pants. No shorts.
- Tennis shoes or other sturdy shoes. Sandals are acceptable for some settings.
- No clothing with statements on it. Small brand names and insignias are fine as long as they do not advertise something offensive.

Personal Preparations, cont.

Work Clothes

- Same general guidelines as above. Be prepared for painting and other projects in which your clothes will get dirty.
- Do not wear clothing with wild statements or advertisements for offensive products or concepts.

Other General Guidelines

- The team leaders will inform you of activities that will be more appropriate in skirts or pants.
- The women in Mexico do not wear a lot of make-up. Out of deference, keep your make-up natural looking.
- Do not wear wild jewelry or gaudy accessories.
- Do not wear styles that expose your midriff or lower back.
- No body piercing or tattoos.

Training

Once you are accepted for the team, your team leaders will send you information about any pre-trip training or projects. Most of the training will be done after you arrive in Chiapas. Any personal studies you can make about Mexican history, culture, and language will enhance your understanding and enjoyment of the country. The Internet is a great place to start. Here are a few resources you may find helpful:

- Information on Mexican history: <http://www.historychannel.com/exhibits/mexico/?page=home> (We haven't checked all the links, just the section on Mexican history. Ignore the references to evolution.)
- Information on Chiapas: www.en.wikipedia.org/wiki/chiapas and www.travelchiapas.com
- Spanish courses from Rosetta Stone: www.rosettastone.com
- Spanish courses from Pimsleur: www.pimsleurapproach.com

Personal Finances

You will want to take some spending money. Dollars can be converted into Mexican pesos once you arrive in Chiapas. You will have a much easier time finding exchange offices in the larger cities. If you take cash, it is best to take newer bills. Crinkled, torn or older bills will be more difficult to exchange. ATM cards can be used in Mexico to obtain cash. Many banks charge a fee for transactions in foreign currency, so you will want to check with your bank before using your card out of the country. Many merchants take only cash. Do not plan on using traveler's checks.

Immunizations

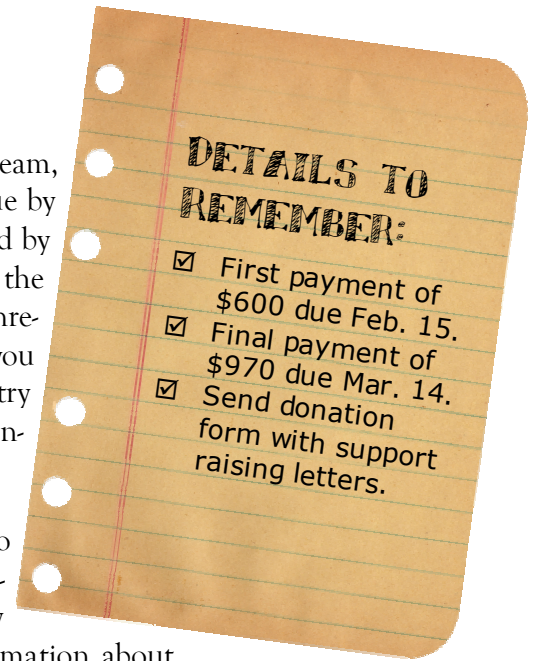
No, immunizations are required for entry into Mexico. However, we recommend that you ask your doctor if he feels that any immunizations are necessary for your safety. You may want to especially consider receiving the vaccinations for diphtheria, tetanus, Hepatitis A, typhoid, MMR, and rabies.

Financial Information

Total cost for the trip is \$1,570. Once you are accepted for the team, the first payment of \$600 (\$100 of which is nonrefundable) is due by **February 15**. The remainder of the trip cost (\$970) should be paid by **March 14**. If we arrange airline tickets for you, that portion of the trip cost, plus all other supplies purchased for you, becomes nonrefundable even if you are unable to participate in the trip. If you must cancel your participation because of an emergency, we will try to help you obtain a refund from the airline, but we cannot guarantee that they will provide one.

You are welcome to raise support for the trip. However, please do not send out letters until you have been accepted as a team member. If someone outside your immediate family wishes to help pay for the trip, his or her donation is tax-deductible. Further information about this will be sent in the acceptance packet. We can also give you ideas and suggestions for writing a support letter or carrying out other fundraiser activities.

Finances can be one of the biggest challenges involved in international ministry. In the past we have seen the Lord provide miraculously for the people He wanted to participate in a trip. If the Lord wants you in Mexico, He will supply the funds.



Safety While in Chiapas

Though civil unrest and violence have plagued Chiapas' history, in recent years this situation has improved to the point where we feel it is safe to send teams to serve in the area. Caution is still necessary. It is important to stay in groups and remain alert, just as you would in many large cities in the United States. Because the team will be a large group, with Mexican translators added to the team, we do not feel that safety issues are serious. In addition, the Terrell family will be hosting the team. They have lived in Chiapas for more than fourteen years, have many contacts in the area, and know the culture. However, your greatest protection is from the Lord. His protection is just as real in Chiapas as it is at home.

Questions?

If you have any questions, please contact us. We would be happy to talk with you.

Phone: 909-336-9539 or 530-246-7760

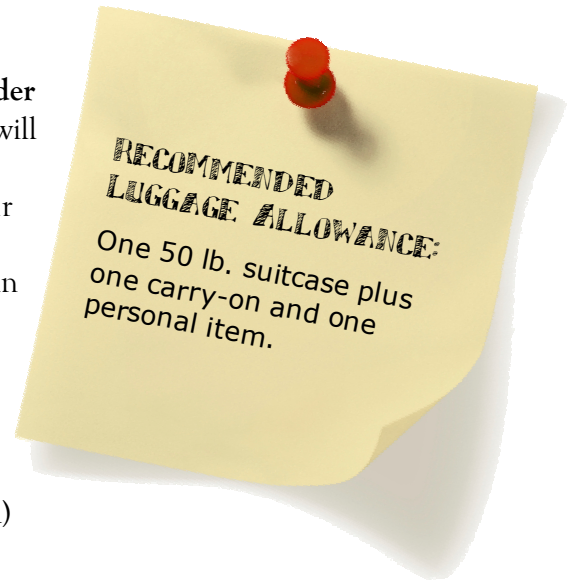
E-mail: info@globalencounter.net

As you consider this mission trip to Chiapas, we will be praying that the Lord will make His direction clear in your life and, if you are accepted for the team, that the entire experience will be a time of fruitful service and life-changing spiritual growth.

CHIAPAS PACKING LIST

GLOBAL ENCOUNTERS

- **Passport (absolutely essential!!)**
- **Signed, notarized travel consent form if you are under 18 (also essential for entry into Mexico).** This form will be sent to you in your acceptance packet.
- Two copies of the personal identification page of your passport. It is legal to make copies. Once you are in Mexico, carry a copy with you and store the original in a safe location. (Also, leave a copy with your family.)
- Student ID card, if possible
- Bible
- Journal/Notebook
- Pens/pencils
- Camera, extra rolls of film (if you don't have a digital)
- Sleeping bag
- Flashlight
- Medium-weight jacket and/or sweatshirt for cool weather
- Work gloves
- A backpack or tote bag
- A duffel bag or large backpack into which you can pack your personal supplies needed for the couple of day trip into the jungle.
- Wrist watch
- Alarm clock (battery-powered or wind-up – NOT electric)
- Extra batteries for anything battery operated
- If you wear glasses or contacts, it's a good idea to take an extra pair or repair supplies
- Toiletry supplies to cover your needs for the entire trip
- Laundry bag for dirty clothes
- A couple small rolls of travel toilet paper (available at Wal-Mart or Target)
- Hand-sanitizer gel or disinfectant wipes
- Insect-repellant (with DEET)
- Sunscreen
- Flip-flops for showers
- Towel for showers
- Vitamins, ibuprofen or Tylenol, cold medicine, Imodium AD, Pepto-Bismol, antibiotic ointment, Band-aids, anti-itch cream, and other personal first-aid supplies.
- Thank you cards and small gifts for translators and others with whom you interact. Recommended gifts include house wares (hand towels, candles), personal items (hair clips, jewelry, clothing, manicure sets), American chocolates, pictures of your family, and postcards of your town or state. If taking clothing to give away, keep in mind that the people are short (most under 5 feet tall. Missionaries in Mexico say that inexpensive, "dollar store" items will be very appreciated. In general, choose gifts that are practical and useful.
- Spending money



Children's Ministry Supplies:

- Scotch tape—1 roll
- Masking tape—1 roll
- Pens or pencils—10-12

PACKING LIST, (CONT.)

- Crayons—1 medium size box
- Kiddie scissors—4 pair
- Scissors for your own use
- Hole punch
- Stapler and staples
- Two large plastic trash bags
- Skit props, balloons, stickers, candy, and anything else you like to use when working with children

Optional Items (These are things that you do not have to bring, but that others have found helpful on international trips.)

- Spanish-English/English-Spanish dictionary or a Spanish phrase book—you can purchase these online from Amazon.com or Borders.com
- Spanish-English Bible—Amazon.com or Christian Book Distributors (christianbook.com) have Spanish/English Parallel New Testaments for about \$14 for NASB and \$20 for KJV.
- Spanish tracts (livingwaters.com, Ray Comfort's ministry, has Spanish tracts available.)
- Spanish Bibles to give away
- Laundry soap for hand washing
- Travel iron
- Refillable water bottle
- Snacks (do not take fresh fruits or vegetables)
- Pocket calculator for currency conversions or a PDA with a currency conversion function
- Luggage locks. It is a good idea to lock your luggage when you leave the hotel.
- Musical instrument and sheet music
- If you have room, bring things for the missionaries that they can give away to people they serve. (Any items that would bless the people—good used clothing, toiletry items, Spanish tracts, etc.)
- Games and books for travel times (Make sure these are in keeping with the goals of the trip and will not prove a distraction to you or to others.)
- Money pouch. You will need to carry your money in a way that is secure.
- Chap stick
- Sunglasses
- Hat (for protection from the sun)

Other Considerations:

- Mark your clothes with your name.
- Take some clothes for painting or construction projects.
- Leave room in your luggage to bring home souvenirs!
- Do not take items in your carry-on that could cause delays at airport security or customs. These items include metal nail files, pocket knives, scissors, and bottles of liquid over 3 oz.

Items to Leave at Home:

- CD players
- Movies
- Video games
- iPods

BASIC SPANISH WORDS AND PHRASES

ENGLISH	SPANISH	PRONUNCIATION
Greetings		
Hello	Hola	Ō-lā
Good day	Buenos días	BOY-nōs DĒ-ās
Good evening	Buenos tardes	BOY-nōs TAR-vās
Good night	Buenos noches	BOY-nōs NŌ-chās
How are you?	Como esta	CŌ-mō ěs-TĀ
I'm very well, thank you.	Muy bien, gracias	Mūē BYĒN GRĀ-sē-ās
My name is...	Me llamo...	mā-YĀ-mō
What is your name?	¿Cómo se llama?	CŌ-mō sā YĀ-mā
It's nice to meet you	Mucho gusto	MŪ-chō GŪ-stō
Goodbye	Ciao	chow
Etiquette		
Please	Por favor	PŌR fā-VŌR
Thank you (very much)	(Muchas) gracias	(MŪ-chās) GRĀ-sē-ās
Excuse me	Perdone	pār-DŌN-ā
I'm sorry	Lo siento	lō sē-ĒN-tō
May I...?	¿Puedo...?	PWĀ-thō
Questions		
Where?	¿Donde?	DŌN-dā
Where is...?	¿Donde esta?	DŌN-dā ěs-TĀ
When?	¿Cuándo?	KWĀN-dō
What?	¿Qué?	kā
Is/are there?	¿Hay?	ī
How do you say ___ in Spanish?	¿Cómo se dice ___ en Español?	CŌ-mō sā DĒ-sā ___ ěn ěs-pān-YŌL?
General Responses		
Yes	Sí	sē
No	No	nō
That depends	Depende	dā-PĒN-dā
I don't know	No lo sé	nō lō SĀ
I don't think so	Creo que no	KRĀ-ō kā NŌ
I think so	Crea que sí	KRĀ-ō kā SĒ
Of course!	¡Claro!	CLĀ-rō
With pleasure	Con gusto	cōn GŪS-tō
Talking with Children		
How old are you?	Cuántos años tienes?	KWĀN-tōs Ā-nyōs TYĒN-ās
I'm...years old.	Tengo...años.	TANG-gō... Ā-nyōs
Well done!	Muy bien!	mūē BYĒN
Great!	Bien!	byĕn
Great job!	Buen trabajo!	bwĕn trā-BĀ-hō
How cool!	Qué padre!	kā PĀD-rā
How beautiful!	Qué bonito/a! m/f	kā bō-NĒ-tō/ā
Be quiet!/Silence!	Silencio!	sē-LĒN-sē-ō
Come on! Let's go!	Venga, vamos.	VAN-gā, VĀ-mōs

SPANISH WORDS, CONT.

ENGLISH	SPANISH	PRONUNCIATION
<i>Talking with Children, cont.</i>		
Enough! Stop it!	Pare!	PĀ-rā
Hurry!	Rápido!	RĀ-pē-dō
I love you!	Te amo	tā Ā-mō
Like this. Look how I do it.	Así. Como yo.	ā-SĒ KŌ-mō yō
Let's sing!	Vamos a cantar!	VĀ-mōs ā kĀn-TAR
Listen!	Escuchar!	ēs-kū-CHAR
Sit down.	Siéntese	SYĒN-tā-sā
Smile!	Sonreír!	sōn-rā-ĒR
Wait!	Espera!	ās-pēr-Ā
Father/Dad	Padre/Papa	PĀ-drā/pā-PĀ
Mother/Mom	Madre/Mamá	MĀ-drā/mā-MĀ
Parents	Padres	PĀ-drās
Children	Niños	NĒ-nyōs
<i>Other Useful Phrases</i>		
I'm from the United States.	Soy de los Estados Unidos.	soy dā lōs ēs-TĀ-dōs ū-NĒ-dōs
I live in...	Vivo en...	VĒ-vō ěn
Yesterday	Ayer	ī-YĀR
Today	Hoy	oy
Tomorrow	Mañana	mān-YĀ-nā
<i>Numbers and Shopping</i>		
One	Uno/una	Ū-nō/Ū-nā
Two	Dos	dōs
Three	Tres	trās
Four	Cuatro	KWĀ-trō
Five	Cinco	SĒN-cō
Six	Seis	sās
Seven	Siete	SYĒ-tā
Eight	Ocho	Ō-chō
Nine	Nueve	NWĀ-vā
Ten	Diez	dyās
Eleven	Once	ŌN-sā
Twelve	Doce	DŌ-sā
Thirteen	Trece	TRĀ-sā
Fourteen	Catorce	kā-TOR-sā
Fifteen	Quince	KĒN-sā
Sixteen	Dieciséis	dyēs-ē-SĀS
Seventeen	Diecisiete	dyēs-ē-SYĒ-tā
Eighteen	Dieciocho	dyēs-ē-Ō-chō
Nineteen	Diecinueve	dyēs-ē-NWĀ-vā
Twenty	Veinte	VĀN-tā
Thirty	Trienta	TRĀN-tā
One hundred	Cien	syěn
How much does it cost?	¿Cuánto cuesta?	KWĀN-tō KWĒS-tā